

# IS-SLT4-7v5-M20


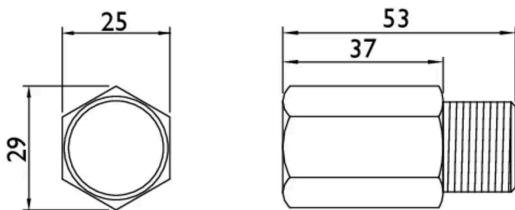


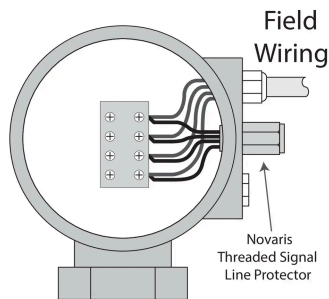
Image for illustrative purposes only

## Dimensions



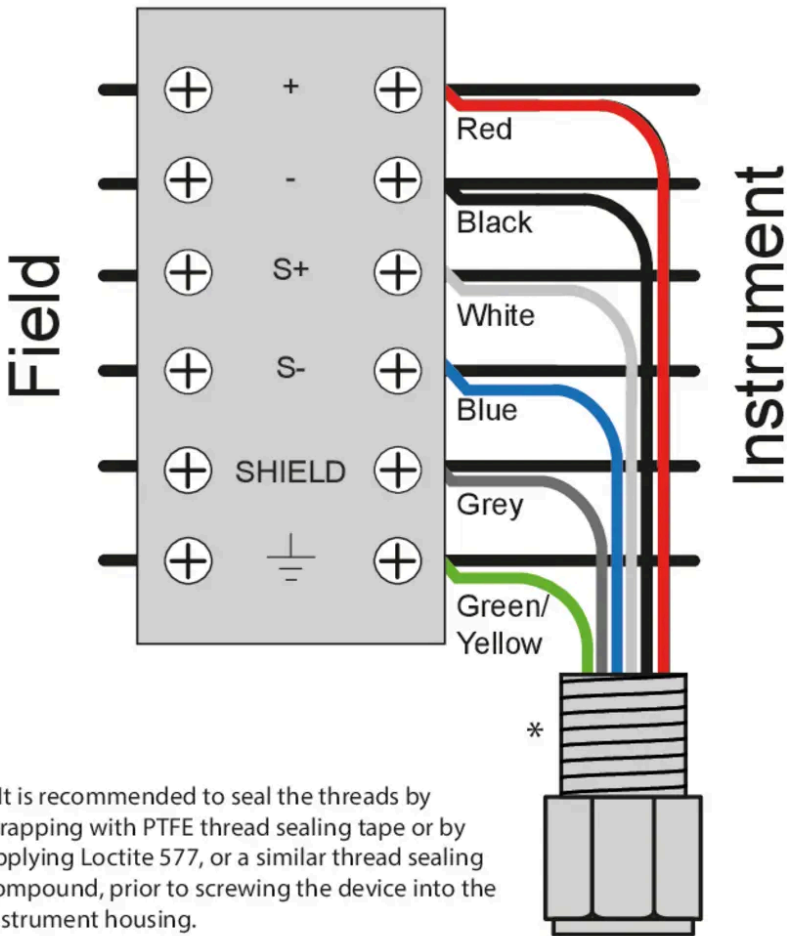
M20 x 1.5 Thread Size

## Location



Please keep wire lengths as short as possible

## Installation



## Earthing

The green/yellow earth wire should be connected directly to the main earth terminal within the instrument or equipment housing. It is important that this earth connection is made to the same earth connection as the instrument in the housing, this may be the metal frame of the instrument or equipment housing.

The grey screen (SCN) wire should be connected to the screen conductor of the instrument cable. If the instrument cable does not have a screen/drain wire then the grey wire should be insulated and left unconnected.

All wires should be cut as short as possible to their respective termination points to get the best performance from the surge protector.

## Electrical Specifications

Connection type		Shunt
Number of lines		2 pair
Modes of protection		Transverse and Common
Maximum continuous voltage (DC)	$U_c$	7V
Maximum discharge current (8/20 $\mu$ s)	$I_{max}$	5kA
Maximum common mode discharge current (8/20 $\mu$ s)		10kA

## Mechanical Specifications

Minimum operating temperature		-20°C
Maximum operating temperature		40°C
Minimum operating humidity		5%
Maximum operating humidity		95%
Enclosure material		Stainless Steel