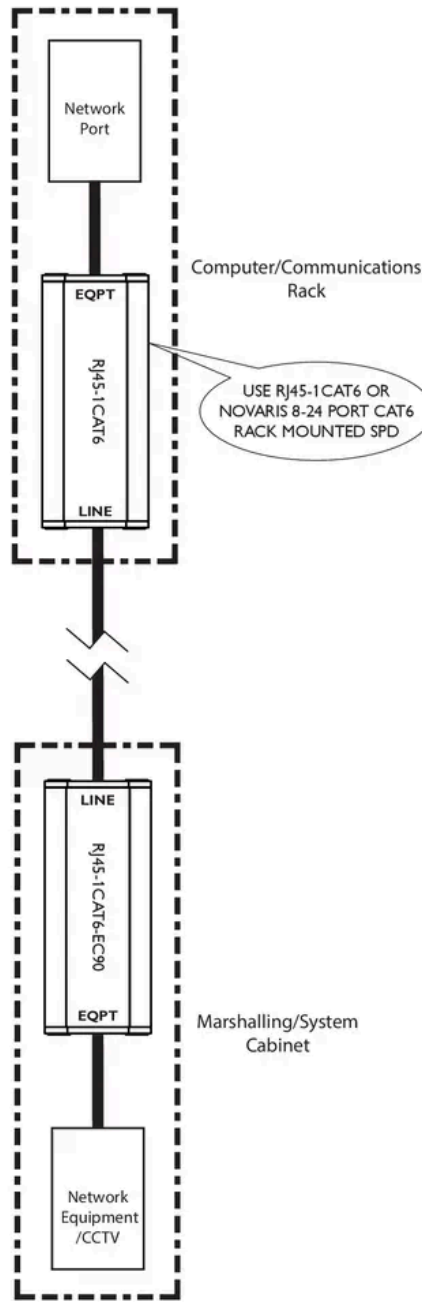


# RJ45-1CAT6-EC90

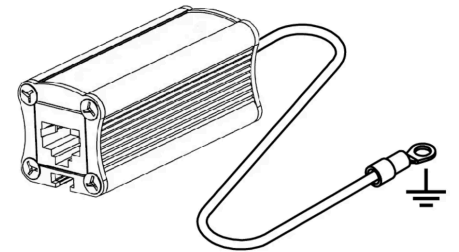


## Installation

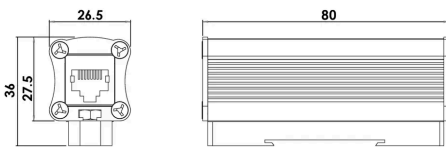


The EC90 version of this SPD has an isolated earth connection and it is recommended that this is installed at the field end of the cable run in conjunction with a standard unit at the network switch/controlling end of the cable. This will eliminate any earth loop issues when screened cable is used.

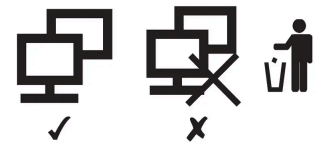
## Earthing



## Dimensions



## Replacing



- Replace defective product
- Recycle according to national rules for recycling of electronic products

## Electrical Specifications

Connection type		Series
Number of lines		4 pairs and shield
Modes of protection		Transverse and Common
Maximum continuous voltage (DC)	$U_c$	6V
Maximum discharge current (8/20 $\mu$ s)	$I_{max}$	5kA
Maximum common mode discharge current (8/20 $\mu$ s)		10kA

## Mechanical Specifications

Minimum operating temperature		-40°C
Maximum operating temperature		85°C
Minimum operating humidity		5%
Maximum operating humidity		95%

## Shipping Specifications

Weight		200g
--------	--	------