

### SFM3-125-50-275




Image for illustrative purposes only

#### Medium Current Filters

Novaris SFM filters provide the highest level of protection with the lowest let through voltage. Installation at a main switch board will protect all the connected downstream equipment.

#### Percentage Active Display

A digital display confirms the device rating by displaying the percentage active of the redundant segments. The display indicates segment status and thermal overload.

#### Three Stages of Protection

Novaris surge filters have 2 stages of varistor protection separated by a low pass LC filter. This 3 stage combination reduces the effects of high frequency noise and transients to provide the highest level of protection to sensitive loads.

#### All Mode Protection

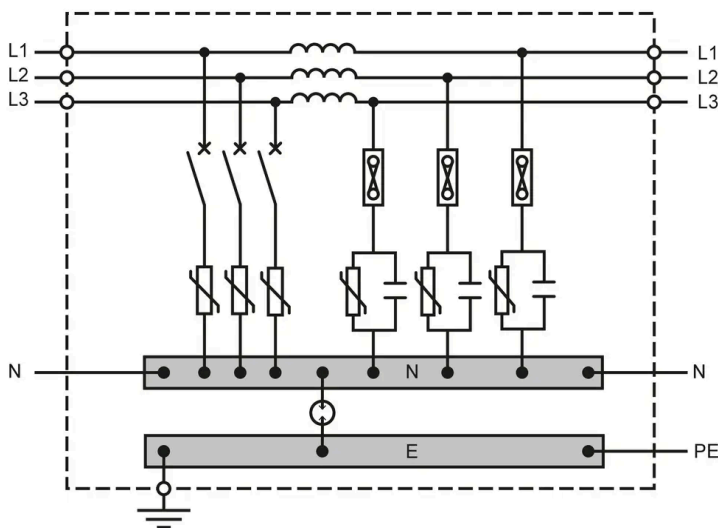
Protection is provided for all combinations of lines (L-L, L-N, L-E, N-E) ensuring the maximum level of protection is achieved at all times.

#### Active Alarm

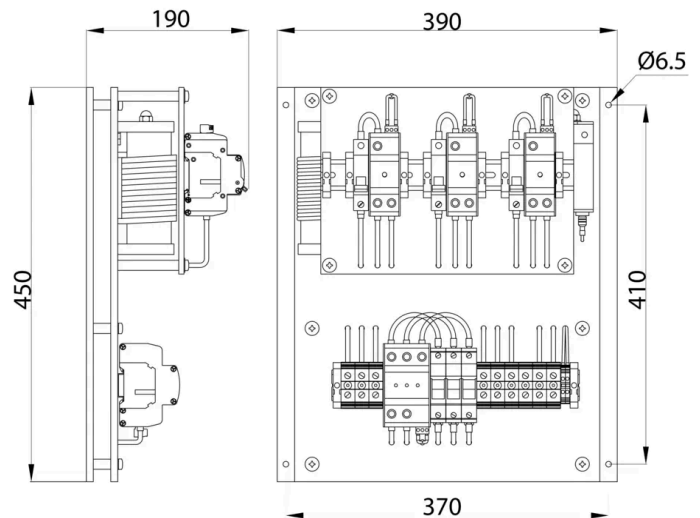
Fail-safe alarm contact allows for remote monitoring.

The colour of the grommets will change starting from 2026. All phases will be black, neutral will be black, and earth will be green

### Wiring







### Dimensions



## Product Datasheet

### Electrical Specifications

Connection type		Series
Modes of protection		L-N, L-PE, N-PE
Number of ports		2
Number of phases		3
Location		Indoor
Nominal voltage	$U_0$	230VAC
Short circuit withstand level	$I_{SSCR}$	50kA
Maximum backup fuse		125A
Earth leakage current	$I_{PE}$	<1 $\mu$ A

### Electrical (L-N) Specifications

Maximum load current	$I_L$	125A
Maximum continuous voltage AC	$U_C$	275VAC
Maximum voltage drop (% of $U_0$ )		<1%
Maximum discharge current (8/20 $\mu$ s)	$I_{max}$	50kA
Nominal discharge current (8/20 $\mu$ s)	$I_n$	20kA
Lightning impulse current (10/350 $\mu$ s)	$I_{imp}$	6.25kA
Voltage protection level (3kA 8/20 $\mu$ s)	$U_p$	<360V
Response time	$t_A$	Instantaneous
Voltage withstand (5s)	$U_T$	335V











### Electrical (N-PE) Specifications

Maximum continuous voltage	$U_C$	255VAC
Maximum discharge current (8/20 $\mu$ s)	$I_{max}$	60kA
Nominal discharge current (8/20 $\mu$ s)	$I_n$	50kA
Lightning impulse current (10/350 $\mu$ s)	$I_{imp}$	50kA
Voltage protection level (1kV/ $\mu$ s)	$U_p$	<1000V
Response time	$t_A$	<25ns

### Indication Specifications

Alarm contact voltage		230VAC
Alarm contact current		2A
Display		LED power and thermal failure
Alarm		SPST NC power and thermal failure
Alarm isolation		4kV

### Mechanical Specifications

Minimum operating temperature		-40°C
Maximum operating temperature		70°C
Minimum operating humidity		5%
Maximum operating humidity		95%
Mounting method		Panel
Environmental rating		IP20
Terminal capacity - power		35mm <sup>2</sup>
Terminal screw torque - power		1Nm
Terminal capacity - alarms		2.5mm <sup>2</sup>
Terminal screw torque - alarms		0.5Nm

### Standard Specifications

IEC 61643-11	SPD connected to low-voltage power systems - Type 1, 2
AS 1768	AC power system SPD - Cat C, B

### Shipping Specifications

Weight		24kg
Customs tariff		85363000, 85363010

### Other Specifications

Product Code		SFM3-125-50-275
--------------	---	-----------------